








West Twyford  
Primary School

# RECEPTION — SUMMER 1

Welcome to Reception! This half term, we will be looking at different communities and what makes a community and look at different modes of transport. We will continue to discuss our feelings, learn how to express them and manage them effectively.

## Our Community, Transport and Down at the Farm

## Drawing Club



## Key Words

community



Who is part of your community? What makes a community?

adventure



What kind of adventure would you like to go on?  
What has been your favourite adventure?

curious



What are you curious about?

scrumptious



What food do you think is scrumptious?

## Cultural Capital | Key Experiences

Easter

Farm Trip

# RECEPTION

## CURRICULUM OVERVIEW

### Summer 1

Mrs Jacob, Miss  
Benjelloun, Miss Palmer &  
Miss Saied

#### Physical Development

Children will have the opportunity to develop their strength and balance whilst using different equipment during PE. We will continue to develop our pencil grip, using tools and engaging in a range of activities to develop our fine motor skills.

**How to help your child at home:**  
*Encourage your child to use different equipment in a park. Encourage your child to practise writing their name using the 'Tripod Grasp'.*

#### Personal, Social &

#### Emotional Development

Children will explore their own feelings, those of others and begin to regulate their behaviour accordingly. We will also be looking at following instructions and following instructions and doing the right thing can help to keep us safe.

**How to help your child at home:**  
*Have discussions with your child about using kind hands, kind words and kind feet. Allow your child to*

#### Communication & Language

Children will be encouraged to express their ideas using full sentences and offer explanations for why things may happen using new vocabulary. Also, we will be describing events in detail such as re-telling events using words and phrases from the text.

**How to help your child at home:**  
*Ask your child to make predictions, discuss what is happening in the story and explore feelings of*

#### Literacy

**Reading:** Reception will blend CVC words such as 'dog' and CVCC words such as 'ship' using Fred talk to read simple phrases and sentences.

**Writing:** Children will also write simple sentences using red words such as 'I' and 'the'.

**How to help your child at home:**  
Support your child to write simple sentence using their phonics knowledge.  
*Please read with your child at home everyday and document their reading in their reading record.*

#### Mathematics

We will be developing our early mathematical experiences, using the Maths No Problem approach. We will be exploring halving and sharing, doubling, odds and even and counting forwards and backwards.

**How to help your child at home:**  
*Practise recalling number bonds to 5 and 10 and using sharing and halving in real-life contexts.*

#### Understanding the World

We will be learning about how we can look after farm animals, the world and different modes of transport .

**How to help your child at home:**  
*Discuss what we can do to look after the animals and plants. Identify different modes of transport and encourage you child to name different features on each mode of transport.*

#### Expressive Arts and Design

Children will explore a variety of materials, tools and techniques and experiment with design and texture. They will share their creations, explaining the process they have used. They will also sing a range of songs and rhymes during music sessions and throughout the school day.

**How to help your child at home:**  
*Ask children to explain what they have made and how they made it.*